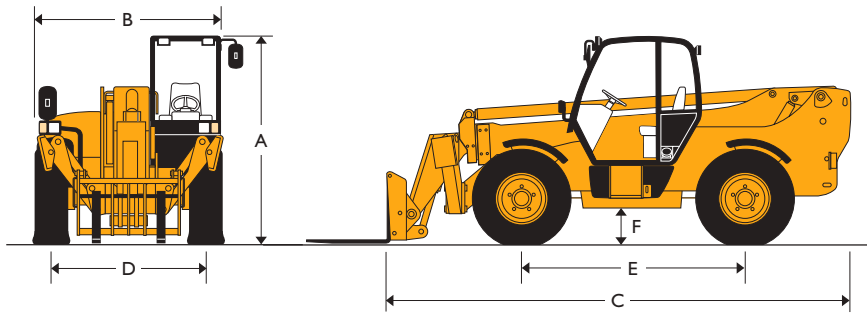


FAST FACTS

- **UNIQUE LOW MOUNTED BOOM**
Gives superior 360 degree visibility.
- **ERGONOMICALLY DESIGNED OPERATORS AREA**
Comfortable ROPS/FOPS cab or canopy offers superb visibility.
- **EXCELLENT LIFT CAPACITY**
7000lbs to 39'4", 3000lbs capacity at 26'3" maximum reach.
- **FRAME SWAY**
Allows frame to be leveled when driving over or placing materials on uneven ground.
- **Q-FIT TOOLCARRIER**
Allows quick attachment changes for the ultimate in versatility.
- **DURABLE BOOM WITH TWIN EXTENSION CYLINDERS**
Extensively tested to ensure durability in demanding applications.
- **100HP TURBO ENGINE WITH POWERSHIFT TRANSMISSION**
Side mounted engine for excellent service access.

STATIC DIMENSIONS



STATIC DIMENSIONS

	in (m)	
A Overall height	102 (2.59)	
B Overall width	93 (2.36)	
C Overall length to front carriage	230 (5.84)	
D Tread	75 (1.9)	
E Wheelbase	108 (2.75)	
F Ground clearance	16 (0.41)	
Outer turn radius	158 (4.0)	
Weight	lbs (kg)	22400 (10161)
Road speed	mph (kph)	15.5 (24.94)

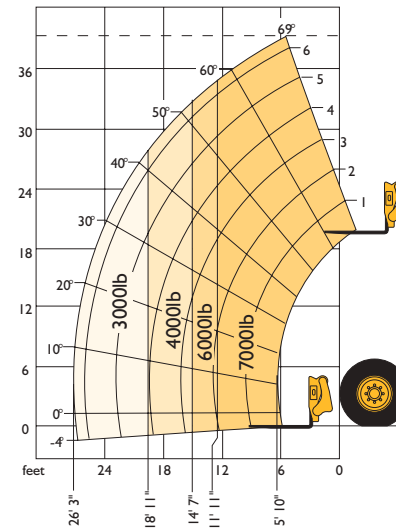
LIFT PERFORMANCE

Load chart reflects a standard machine with 48" carriage and 48" pallet forks and conforms to ASME B56.6 1992 stability requirement utilizing 15.5x 25 tires with 58 PSI of air pressure using tire fill or ballast.

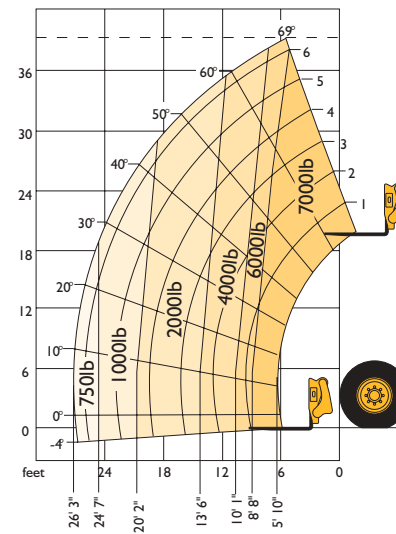
Maximum capacity	lbs (kg)	7000 (3175)
Maximum height	ft-in (m)	39-4in (12.0)
Capacity at maximum height w/stabilizers	lbs (kg)	7000 (3175)
Maximum forward reach	ft-in (m)	26-3 (8.1)
Capacity at maximum reach*	lbs (kg)	3000 (1,361)
Reach at maximum lift height	ft-in (m)	4-9 (1.44)
Reach below grade	ft-in (m)	2-0 (0.61m)
Frame sway left or right	degrees	9°

* on stabilizers

LIFT PERFORMANCE – STABILIZERS DOWN



LIFT PERFORMANCE – STABILIZERS UP





CYCLE TIMES

	seconds
Boom raise	??
Boom lower	??
Extend	??
Retract	??
Carriage dump	??
Carriage roll-back	??

ENGINE

100HP Turbo JCB Diesel (optional) at 2200rpm – 349lb-ft of Torque at 1400rpm.

TRANSMISSION/AXLES

4 Speed Powershift.
Max-Trac torque proportioning axles.
Permanent 4 Wheel Drive.

BRAKES/TIRES

Oil-immersed in-board front and rear axle.
Separate disc type parking brake with transmission disconnect and twist grip adjustment.
15.5 x 25 ballasted tires.
Steer modes – 4 wheel, 2 wheel, crab.

ATTACHMENTS

Standard carriages	48" or 66" Q-Fit
Side-tilt carriages	48" or 66"
Side-shift carriages	48" or 66"
Pallet forks	48", 60" or 72"
Block tines	48"
Truss boom	11' or 15' reach
Light material bucket	2.25 cu. yd.
GP bucket	2.0 cu. yd.
Multi purpose bucket 6 in 1	1.1 cu. yd.
Scrap grapple	1.75 or 2.2 cu. yd.
Trash clamp	2.25 cu. yd.
Windrow Broom	96"
Auger	9" to 36"
Manure fork	65 cu. ft.
Hay squeeze	12" side shift, 9" I" open
Bale fork	56" x 84"
Bale fork	80" x 84"

CAB FEATURES

ROPS/FOPS; Tilt steering wheel; Suspension seat; Front work lights.

MISCELLANEOUS

Standard auxiliary hydraulics.

OPTIONS

Cab enclosure with heater/defroster and split door	Opt
Work light package	Opt
Road lights	Opt
Face level fan	Opt
Air conditioning	Opt
Engine block heater	Opt
Hydraulic Q-Fit locking	Opt
Rear work light	Opt
Electrical 2/4 wheel drive select	Opt



THE BEST BACK-UP IN THE BUSINESS

Buy any JCB model and you'll get a complete deal that extends beyond that of any rival.

FINANCE

Your JCB Dealer can meet your financial needs through a variety of plans for leasing, lease purchases with or without options, installment sales contracts and rental programs.

PARTS

JCB Dealers' convenient locations offer excellent 'over the counter' parts availability.

WARRANTY

JCB machines are covered by JCB's one year standard warranty, which is outlined in the JCB 'Certificate of Warranty'. Extended warranty coverage is also available. Contact your JCB Dealer for details.

REGIONAL PARTS DEPOTS

For the breakdown part your dealer may not have in stock, JCB has SDD 'Same Day Dispatch,' from one of two parts distribution centers in the United States and one in Canada.

SERVICE

JCB Dealer service people are committed to keeping your JCB up and running. JCB Dealer mechanics are enrolled in on-going training programs and supported by experienced JCB Service Representatives based throughout North America.

